


PEACEKEEPING ASSESSMENTS

Mission:

From: To:
 Mandate: 1-Jul-2021 31-Dec-2021 (additional)
 Rates: 1-Jan-2021 31-Dec-2021

UN Document ID: ST/ADM/SER.B/1062
 Legislative Basis GA: General Assembly resolution 66/260 B of 30 June 2012
 Legislative Basis SC: Security Council resolution 2088 (2012) of 19 October 2012

Mission	State	Peace-keeping/Observer	Scale	Rate 1	Relative to Group Total Rate 1	Relative to Grand Total Rate 1	Gross Contribution (rounded)	State Contribution (rounded)	Net Contribution (rounded)
(2)ina		A		12.003	26.1)	13.21&3	4%354320	2643%3	4%1241)3
6rance		A		2.03	8.302	3.612)	14%3&1	84%26	14%34663
Russian Federation		A		2.03	3.2&6	3.0)&0		1)4320	
10 2334613	14)23								
0 531421&	4%35								
60 1314310	1314310			0.1)&0	1.3250	0.1)&00	132433&	5)&	
0 1402&4620	34%31			14023455&					
0 246664363	1)45)1			246314322					



Me " #er State	, eace-ee. in/ 0e+el	Scale Rate 1	Relati+e to Grou. Total Rate 1	Relati+e to Grand Total Rate 1	Gro!! A!!e!! " ent/ (redit (rounded)	Sta'' A!!e!! " ent (redit! (rounded)	*et A!!e!! " ent/ (redit
, oland	G	0.502	2).63&0	0.2)06	%)4&10)1%	%)4)&3
Se\$c2elle!	G	0.002	0.061)	0.0006	15%	1	156
Aene=uela (Boli+arian Re. u#lic o')	G	0.%25	22.3636	0.215)	6%&&5	3%5	6%&620
	G				30)402&	146&2	302433%
Bul/aria	@	0.0)6	15.5323	0.0135)42&6	23)42%3
Ro " ania	@	0.1&5	51.1)%3	0.03&)	154)&)	103	1543&1
	@				224%&0	126	22466)
Anti/ua and Bar#uda	@2	0.002	0.0)35	0.000)	123	1	12)
Bra=il	@2	2.&)5	6%.3063	0.35&6	153436&	14022	15243)%
, alau	@2	0.001	0.022&	0.0002	62	-	62
, ana " a	@2	0.0)3	1.0303	0.00&0	24502	16	24%56
TBr- i\$e	@2	1.3%1	31.3&)6	0.2%)2	5343%1)%3	5)45&6
	@2				2%14&2&	1431)	2%04)13
ECuatorial Guinea	@3	0.016	100.0000	0.0032	&&6	6	&&0
	@3				&&6	6	&&0
Al#ania	9	0.005	0.11%5	0.0016)&5	3)&3
Al/eria	9	0.135	2.0321	0.02%6	543&3)5	543)3
Ar " enia	9	0.00%	0.1031	0.001))36	2)3)
A=er#aillan	9	0.0)&	0.%213	0.00&5	34031	1%	3403)
Belaru!	9	0.0)&	0.%213	0.00&5	34031	1%	3403)
Beli=e	9	0.001	0.01)%	0.0002	62	-	62
Boli+ia (, lurinational State o')	9	0.016	0.2336	0.0032	&&6	6	&&0
Bo!nia and @er=e/o+ina	9	0.012	0.1%6%	0.002)	%)%)	%)3
Bot! ; ana	9	0.01)	0.2062	0.0025	5%2	3	56%
(a#o Aerde	9	0.001	0.01)%	0.0002	62	-	62
(a " eroon	9	0.013	0.1&1)	0.0026	50&	3	50)
(olo " #ia	9	0.255	.2)0&	0.03%6	1%4&3)	100	1%453)
(on/o	9	0.006	0.055)	0.0012	3%)	2	3%2
(olta Rica	9	0.062	0.&130	0.012)	34561	22	3453&
(ote d@+oire	9	0.013	0.1&1)	0.0026	50&	3	50)
(u#a	9	0.050	1.1%50	0.0160)4&52	25)4&3)
De " ocratic , eo. le! Re. u#lic o' 8orea	9	0.006	0.055)	0.0012	3%)	2	3%2
Do " inica	9	0.001	0.01)%	0.0002	62	-	62
Do " inican Re. u#lic	9	0.033	0.%50)	0.0106	34300	15	34252
Ecuador	9	0.050	1.1%50	0.0160)4&52	25)4&3)
E/\$. t	9	0.156	2.%35&	0.03%2	114352	63	11431%
El Sal+ador	9	0.012	0.1%6%	0.002)	%)%)	%)3
E! ; atini	9	0.002	0.02&3	0.000)	123	1	12)
6iii	9	0.003	0.0))2	0.0006	15%	1	156
Ga#on	9	0.013	0.220&	0.0030	&3)	3	&2&
Geor/ia	9	0.005	0.11%5	0.0016)&5	3)&3
G2ana	9	0.013	0.220&	0.0030	&3)	3	&2&
Grenada	9	0.001	0.01)%	0.0002	62	-	62
Guate " ala	9	0.036	0.3301	0.00%2	242)2	13	2422&
Gu\$ana	9	0.002	0.02&3	0.000)	123	1	12)
@ondura!	9	0.00&	0.1323	0.0015	360	3	33%
%ndia	9	0.53)	12.2510	0.1665	314&32	25&	3146)3
%ndone!ia	9	0.3)3	%.&&3&	0.1056	334512	155	33462)
%ran (%!la " ic Re. u#lic o')	9	0.3&5	3.560%	0.0%&6	2)4%53	135	2)46)3
%raC	9	0.12&	1.5&&6	0.0235	54033)3	%4&55
Ja " aica	9	0.005	0.11%5	0.0016)&5	3)&3
Jordan							

Me " #er State

, eace-ee .in/
0e+el








PEACEKEEPING ASSESSMENTS

Mission:

From: To:
Mandate: 1-Jan-2022 30-Jun-2022 (additional)
Rates: 1-Jan-2022 31-Dec-2022

UN Document ID: ST/ADM/SER.B/1062
Legislative Basis GA: General Assembly Resolution 67/260 B of 30 June 2023
Legislative Basis SC: Security Council Resolution 2660 (2022) of 15 October 2022

Mission State	Peace-keeping / Scale Rate 1	Relative to Group Total Rate 1	Relative to Grand Total Rate 1	Global Allocation ent/ (credit rounded)	Staff Allocation ent/ (credit rounded)	Net Allocation ent/ (credit rounded)
---------------	------------------------------	--------------------------------	--------------------------------	-----------------------------------------	----------------------------------------	--------------------------------------



Member State	Percentage in/Out	Scale Rate 1	Relative to Group Total Rate 1	Relative to Grand Total Rate 1	Growth rate/ (redit (rounded)	Stationary rate/ (redit! (rounded)	Net rate/ (redit
Poland	G	0.43%	30.11%	0.2311	451%	33	55%)
Sweden	G	0.002	0.11%	0.0006	14%	1	146
	G				133%	464	133%116
*Austria	G2	0.001	100.0000	0.0003	4%	-	4%
	G2				4%	-	4%
Bulgaria	@	0.036	13.21%	0.0164	3231	2	3202
Romania	@	0.312	4.42%	0.0836	2512	162	24540
	@				353%	1	35142
Argentina	@2	0.1%	1.23%	0.134	5%1	2)	5322
(Costa Rica)	@2	0.06%	4.36%	0.0134	52%	2)	52%3
	@2				5064	2%	45%3
Albania	9	0.004	0.0420	0.0016	84	3	83
Algeria	9	0.10%	1.11%	0.0214	654%	34	65%8
Armenia	9	0.00%	0.014	0.001)	36	2	3)
Azerbaijan	9	0.030	0.30%	0.0060	1464	10	1434
Belarus	9	0.01	0.203	0.0042	2533	1)	2533
Belize	9	0.001	0.0103	0.0002	62	-	62
Bolivia (Administrative State of)	9	0.01%	0.1%	0.0034	15143	%	151%6
Bosnia and Herzegovina	9	0.012	0.1230	0.002)	%))	%)3
Botswana	9	0.013	0.1334	0.0030	83)	3	82
Brazil	9	2.013	20.63%	0.026	123534	6&4	12)5630
(a#							

PEACEKEEPING ASSESSMENTS

Mission:

From: To:
Mandate: 1-Jul-2023 15-Nov-2023
Rates: 1-Jan-2023 31-Dec-2023

UN Document ID: ST/ADM/SER.B/1062

Legislative Basis GA: General Assembly resolution 77/290 B of 30 June 2023

Legislative Basis SC: Security Council resolution 2660 (2022) of 14 November 2022

Member State	Peacekeeping Level	Scale Rate %	Relative to Group Total Rate %	Relative to Grand Total Rate %	Gross Assessment/Credit (rounded)	Staff Assessment Credits (rounded)	Net Assessment/Credit
China	A	15.254	31.9035	18.6856	22,138,213	444,344	21,693,869
France	A	4.318	9.0310	5.2894	6,266,737	125,782	6,140,955
Russian Federation	A	1.866	3.9027	2.2858	2,708,136	54,356	2,653,780
United Kingdom	A	4.375	9.1502	5.3592	6,349,461	127,442	6,222,019
United States of America	A	22.000	46.0126	26.9493	31,928,720	a/	31,928,720
	A				69,391,267	751,924	68,639,343
Andorra	B	0.005	0.0137	0.0050	5,924	119	5,805
Australia	B	2.111	5.7981	2.1110	2,501,054	50,200	2,450,854
Austria	B	0.679	1.8649	0.6790	804,460	16,147	788,313
Bahamas	B	0.019	0.0483	0.0176	20,822	418	20,404
Bahrain	B	0.054	0.1372	0.0500	59,179	1,188	57,991
Belgium	B	0.828	2.2742	0.8280	980,991	19,690	961,301
Canada	B	2.628	7.2181	2.6280	3,113,581	62,494	3,051,087
Cyprus	B	0.036	0.0989	0.0360	42,652	856	41,796
Denmark	B	0.553	1.5189	0.5530	655,179	13,150	642,029
Finland	B	0.417	1.1453	0.4170	494,050	9,916	484,134
Germany	B	6.111	16.7844	6.1110	7,240,142	145,320	7,094,822
Iceland	B	0.036	0.0989	0.0360	42,652		
22,511	452	22,059					
13,032	261	12,771					
1,631,431	32,745	1,598,686					
366,095	7,348	358,747					
804,460	16,147	788,313					
418,225	8,394	409,831					
3,049,603	61,210	2,988,393					
2,369	47	2,322					
1,297,562	26,044	1,271,518					
93,597	1,879	91,718					
2,528,303	50,746	2,477,557					
1,031,936	20,712	1,011,224					
1,343,531	26,966	1,316,565					
43,136,036	865,800	42,270,236					
23,014	462	22,552					
256,444	5,147	251,297					
294,801	5,917	288,884					
552,341	11,087	541,254					
695,905	13,968	681,937					
1,822,505	36,581	1,785,924					
41,704	837	40,867					
308,041	6,183	301,858					
349,745	7,020	342,725					
241,693	4,851	236,842					
Saint Kitts and Nevis	E	0.002	0.4024	0.0012	1,422	28	1,394
Slovakia	E	0.155	31.1871	0.0930	110,184	2,212	107,972
	E				353,299	7,091	346,208
Barbados	F	0.008	2.1333	0.0032	3,791	76	3,715

Member State	Peacekeeping Level	Scale Rate %	Relative to Group Total Rate %	Relative to Grand Total Rate %	Gross Assessment/
--------------	--------------------	--------------	--------------------------------	--------------------------------	-------------------

Member State	Peacekeeping Level	Scale Rate %	Relative to Group Total Rate %	Relative to Grand Total Rate %	Gross Assessment/ Credit (rounded)	Staff Assessment Credits (rounded)	Net Assessment/ Credit
Samoa	I	0.001	0.0103	0.0002	237	5	232
Serbia	I	0.032	0.3281	0.0064	7,582	152	7,430
South Africa	I	0.244	2.5015	0.0488	57,817	1,160	56,657
Sri Lanka	I	0.045	0.4613	0.0090	10,663	214	10,449
Suriname	I	0.003	0.0308	0.0006	711	14	697
Syrian Arab Republic	I	0.009	0.0923	0.0018	2,133	43	2,090
Tajikistan	I	0.003	0.0308	0.0006	711	14	697
Thailand	I	0.368	3.7728	0.0736	87,199	1,750	85,449
Tonga	I	0.001	0.0103	0.0002	237	5	232
Tunisia	I	0.019	0.1948	0.0038	4,502	90	4,412
Türkiye	I	0.845	8.6631	0.1690	200,226	4,019	196,207
Turkmenistan	I	0.034	0.3486	0.0068	8,056	162	7,894
Ukraine	I	0.056	0.5741	0.0112	13,269	266	13,003
Uzbekistan	I	0.027	0.2768	0.0054	6,398	128	6,270
Vanuatu	I	0.001	0.0103	0.0002	237	5	232
Venezuela (Bolivarian Republic of)	I	0.175	1.7941	0.0350	41,467	832	40,635
Vietnam	I	0.093	0.9535	0.0186	22,037	442	21,595
Zimbabwe	I	0.007	0.0718	0.0014	1,659	33	1,626
	I				2,311,253	46,391	2,264,862
Afghanistan	J	0.006	3.0303	0.0006	711	14	697
Angola	J	0.010	5.0505	0.0010	1,185	24	1,161
Bangladesh	J	0.010	5.0505	0.0010	1,185	24	1,161
Benin	J	0.005	2.5253	0.0005	593	12	581
Bhutan	J	0.001	0.5051	0.0001	118	2	116
Burkina Faso	J	0.004	2.0202	0.0004	474	10	464
Burundi	J	0.001	0.5051	0.0001	118	2	116
Cambodia	J	0.007	3.5354	0.0007	830	17	813
Central African Republic	J	0.001	0.5051	0.0001	118	2	116
Chad	J	0.003	1.5152	0.0003	356	7	349
Comoros	J	0.001	0.5051	0.0001	118	2	116
Democratic Republic of the Congo	J	0.010	5.0505	0.0010	1,185	24	1,161
Djibouti	J	0.001	0.5051	0.0001	118	2	116
Eritrea	J	0.001	0.5051	0.0001	118	2	116